

2020 DOLLY VARDEN SILVER PROJECT OCCUPATIONAL HEALTH & SAFETY COVID-19 GUIDELINES

COVID-19 INFORMATION & AWARENESS

Ensuring adequate education and awareness around the prevention and risks of COVID-19 is paramount in reducing its spread. Dolly Varden Silver has prepared these COVID-19 Occupational Health & Safety Guidelines to support its 2021 field season activities. These Guidelines will be updated as new Provincial protocols and standards are made available. The following actions are in place to ensure all on-site personnel are informed and aware.

Education – All workers are encouraged to complete the following online course on pandemic awareness prior to arriving on-site for their work rotation. The course takes approximately 30 minutes to complete and outlines best practices for workplaces to avoid the spread of COVID-19, and other viruses or pathogens. The course will be reviewed during the initial on-site orientation Occupational, Health & Safety Meeting.

<https://worksitesafety.ca/product/training/online/coronavirus-covid-19/>

Prevention – All workers will be required to complete the COVID-19 Self Assessment & Disclosure Statement (Appendix A) before entering site for the commencement of their work rotation. All contractors will also be required to complete the Statement prior to gaining access to site.

Awareness – Ongoing awareness of the prevention and risks of COVID-19 will be managed through topical discussion at regularly scheduled weekly Occupational, Health & Safety Meetings as well as through placement of the following COVID-19 posters throughout site (see Appendix B):

- **STOP – Covid-19 Poster**
- **Physical Distancing Poster**
- **Hand Washing Poster**

In addition to the measures set out above, the Dolly Varden Silver Project has hired an on-site COVID-19 Coordinator as an available resource for workers and contractors. The name and contact information for the COVID-19 Coordinator will be posted in common locations throughout camp and workers will be introduced formally during their first on-site Occupational Health & Safety meeting.

COVID-19 Coordinator
~ Contact Name and Details are posted around Camp ~

While all workers share responsibility in following occupational health and safety guidelines while on-site at the Dolly Varden Silver Project, the COVID-19 Coordinator is ultimately responsible for the effective implementation and monitoring of these Guidelines. In the event workers observe lack of compliance with these Guidelines by other workers, or observe behaviours or activities that make them feel their health and safety may be at risk, workers must report compliance incidences directly to the COVID-19 Coordinator.

ON-SITE PHYSICAL DISTANCING MEASURES

Appropriate physical distancing measures of a 2-metre distance between on-site personnel will be practiced at all times. Worker pods, based on job functions, will be established for on-site transportation, accommodation, meals and breaks. The COVID-19 Coordinator will maintain a list of all worker pods, including details around any necessary reassignments.

Work Site Safety Training indicated a 1-metre physical distance was acceptable, but Provincial Standards dictate 2-metre distancing must be maintained.

*** 2-metre physical distancing must always be maintained between Worker Pods while on-site at the Dolly Varden Silver Project.**

*** 2-metre physical distancing should be maintained to the maximum extent possible within your own Worker Pod while on-site at the Dolly Varden Silver Project.**

Accommodation – workers will be accommodated according to their worker pod, in a tent that may have up to two workers maximum. Sleeping cots will be set up at a minimum of 2 metres apart and workers will sleep head-to-toe. In the event sleeping cots can not be set up at least 2 metres apart, temporary barriers between beds, such as curtains, to prevent droplet spread while sleeping, will be used.

Meals – worker pods will take their meals together. Meal times will be staggered amongst worker pods. Meals will not be set up buffet style, but instead, served by kitchen personnel. An effort to maintain 2 metres apart will be made at all times amongst all workers.

Breaks – breaks will be staggered, per worker pod, and designated kitchen personnel will serve all food/beverage. An effort to maintain 2 metres apart will be made at all times amongst all workers.

Job Functions – an effort to maintain 2 metres physical distance between workers within the worker pod should be made during the carrying out of individual job functions. Physical distancing measures across worker pods carrying out job functions must be maintained at all times unless doing so presents the risk of a dangerous occurrence.

On-site Transportation – In situations where workers are required to travel together in vehicles or helicopters to the work site, they will travel in a designated vehicle for their worker pod. The size of this work pod must not exceed the total number of seats in the designated vehicle. Workers must wash hands prior to entry of the vehicle and wear a facemask or soft cloth mask

covering their nose and mouth to prevent droplet transmission. Workers must again wash their hands upon exit of the vehicle.

Workers must travel in their Work Pod in their Designated Truck

*** Wash your hands before entering your truck**

*** Wear Your Face Mask**

*** Wash your hands again upon exiting your truck**

ON-SITE RISK REDUCTION MEASURES

Hand Washing Stations – regular and proper hand washing has proven to be one of the most effective measures individuals can take to reduce the risk of contracting and/or transmitting the spread of COVID-19. Hand washing stations will be established at the entrance/exit of all common areas, including but not limited to:

- washrooms
- showers
- laundry
- kitchen
- office/work spaces
- core shack
- sleeping tents
- helicopter pads
- drill pads
- truck/transportation muster point

Communal Equipment/Tools – each worker is responsible for the proper cleaning and disinfecting of each piece of equipment/tool they use to carry out their job functions. The worker must clean the equipment/tool twice: FIRST) at the beginning of their shift, before they begin using the equipment/tool and SECOND) at the end of their shift, when they have finished using the piece of equipment/tool. This procedure must be followed for each piece of equipment/tool touched during the course of a worker's shift.

Communal Equipment/Tools MUST be cleaned TWICE daily:

*** FIRST at the beginning of your shift**

*** SECOND at the end of your shift**

Personal Equipment/Tools – each worker is encouraged to not share their personal equipment/tools. It is recommended that personal equipment/tools be regularly disinfected as a precaution. Any personal equipment/tools that are shared must be disinfected as set out above in Communal Equipment/Tools.

Transportation – each vehicle will have a designated driver from each worker pod. Each designated driver is responsible for the proper cleaning and disinfecting of their truck, paying particular attention to the following high-touch points:

- door handles (inside and out)
- window buttons
- steering wheel and controls
- wiper and turn signal handle
- shifter
- dash controls + buttons
- ventilation grilles and knobs
- rear-view mirror
- armrests
- grab handles, seat adjusters
- seat belt buckles; and
- radio and communication devices

For each instance of use, the designated driver must clean the truck twice: FIRST) before any worker enters the truck, and SECOND) after workers exit the truck.

Cleaning schedules will be maintained and available for examination by the COVID-19 Coordinator.

Cleaning and Disinfecting – all common areas and surfaces will be cleaned and disinfected at the start and end of each day. This includes, but is not limited to:

- washrooms
- showers
- laundry
- kitchen
- work spaces
- door handles
- light switches

Additionally, common areas within the kitchen will be properly cleaned and disinfected after each worker pod completes a meal/break and before the next worker pod enters for its meal/break.

Cleaning schedules will be maintained and available for examination by the COVID-19 Coordinator.

OFF-SITE PHYSICAL DISTANCING MEASURES

Transportation – workers will be transported to site in their designated worker pod where feasible. Pick ups will occur at pre-arranged muster points for those workers travelling into the region from other parts of the Province. Pick ups will occur at individual homes for those workers already situated in the region. Workers must wash hands prior to entry of the vehicle and wear a facemask or soft cloth mask covering their nose and mouth to prevent droplet transmission. Workers must again wash their hands upon exit of the vehicle.

The designated driver must not exit the vehicle during pick-ups, nor have any form of community contact.

Each designated driver is responsible for the proper cleaning and disinfecting of their truck, paying particular attention to the following high-touch points:

- door handles (inside and out)
- window buttons
- steering wheel and controls
- wiper and turn signal handle

- shifter
- dash controls + buttons
- ventilation grilles and knobs
- rear-view mirror
- armrests
- grab handles, seat adjusters
- seat belt buckles; and
- radio/communication devices

For each instance of use, the designated driver must clean the truck twice: FIRST) before any worker enters the truck, and SECOND) after workers exit the truck.

Trucks MUST be cleaned TWICE for each instance of use:

*** FIRST before workers enters the truck**

*** SECOND after workers exit the truck**

Cleaning schedules will be maintained and available for examination by the COVID-19 Coordinator.

Supplies – all supplies in/out of site will be managed through designated expeditors who must maintain physical distancing measures of no less than 2 meters spacing between workers at all times.

INFECTION CONTROL

Suspected COVID-19 Infection – in the event you experience any of the following symptoms you must immediately report to the COVID-19 Coordinator:

- fever
- chills
- cough
- shortness of breath
- sore throat and painful swallowing
- stuffy or runny nose
- loss of sense of smell
- headache
- muscle aches
- fatigue
- loss of appetite

Self-isolation, monitoring and care will be provided for workers that become ill, as well as to protect other workers on-site from potential transmission. Self-isolation provisions include:

- an individual sleeping tent
- a separate shower/toilet only for that worker, which will be cleaned immediately following each use
- meals delivered to the worker in isolation
- check-ins a minimum of twice daily to ascertain if medical assistance is required
- wage continuance

In the event two or more workers become ill, the local Medical Health Officer will be notified at the following contact:

Northern Health - Communicable Disease Hub
Phone (during business hours):
1-855-565-2990

On-call medical health officer after hours phone:
1-250-565-2000, press 7
ask for the medical health officer on call

Options for exiting site will be discussed between the self-isolating worker and the COVID-19 Coordinator, and decisions made on a case-by-case basis. Options may include exiting site via regular transport or medevac in severe cases.

COVID-19 Self Assessment & Disclosure Statement

Dolly Varden Silver's priority is the ongoing health and safety of its workers, as well as preventing the spread of COVID-19. Your answers to the following questions will help us determine if now is the right time for you to enter our work site. All employees and contractors must complete this Disclosure Statement prior to entering site.

Name:	
Email:	Phone #:
Worker Pod:	Temperature: (Taken immediately prior to site entry by designated supervisor)

Please Circle

Are you experiencing any symptoms of COVID-19 such as fever, cough, sneezing, sore throat, difficulty breathing?	Yes	No
Have you provided care or been in close contact with a person who has exhibited symptoms of COVID-19 in the past 14 days?	Yes	No
Have you provided care or been in close contact with a person who has tested positive of COVID-19 in the past 14 days?	Yes	No
Have you travelled outside of Canada in the past 14 days?	Yes	No
Have you been in close contact with a person who has travelled outside of Canada in the past 14 days?	Yes	No
Have you been in close contact with a person who has been required to self-isolate (quarantine) in the past 14 days?	Yes	No

I have completed the Work Site Safety online course on pandemic awareness. (For those that haven't completed prior to entry, this Work Site Safety course will be shown during initial on-site orientation.)

Signature:	
Date Completed:	Certificate #:

I agree to immediately notify my supervisor if I begin to experience symptoms of COVID-19, or become aware that I have had close contact with a person who has symptoms of COVID-19 in the past 14 days.

I have read and understood the 2020 Dolly Varden Silver Project Occupational Health & Safety COVID-19 Guidelines and agree to comply with the Guidelines. I understand that failure to comply with the Guidelines is grounds for removal from the Project and termination of my contract with Dolly Varden Silver.

Signature: _____ Date: _____



2019 Novel Coronavirus (COVID-19)



Do you have a **FEVER**, or **NEW COUGH** or **DIFFICULTY BREATHING**?



Clean your hands



Put on a mask



Report to reception or a health care provider



Coronavirus COVID-19

BC Centre for Disease Control | BC Ministry of Health



REDUCE THE SPREAD OF COVID-19



PHYSICAL DISTANCING IN PROGRESS

**Maintain a distance of at least
2 arms lengths from others.**



Ministry of
Health



BC Centre for Disease Control

**If you have fever, a new cough, or are
having difficulty breathing, call 8-1-1.**






COVID-19

Hand Hygiene

SOAP OR ALCOHOL-BASED HAND RUB: Which is best?

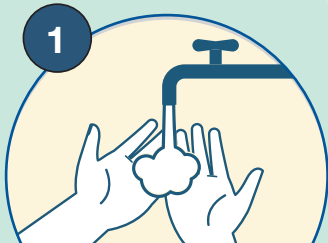
Either will clean your hands:
use soap and water if hands are visibly soiled.



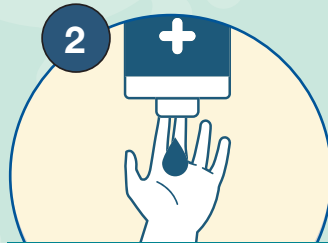
Remove hand and wrist jewellery

HOW TO HAND WASH

HOW TO USE HAND RUB



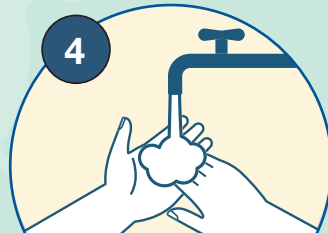
1
Wet hands with warm (not hot or cold) running water



2
Apply liquid or foam soap



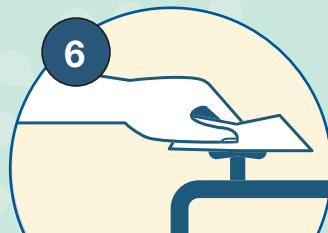
3
Lather soap covering all surfaces of hands for 20-30 seconds



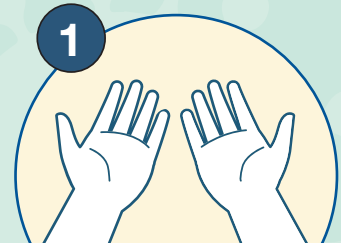
4
Rinse thoroughly under running water



5
Pat hands dry thoroughly with paper towel



6
Use paper towel to turn off the tap



1
Ensure hands are visibly clean (if soiled, follow hand washing steps)



2
Apply about a loonie-sized amount to your hands



3
Rub all surfaces of your hand and wrist until completely dry (15-20 seconds)

COVID19_HH_001